



EC Declaration of Conformity

Date of issue : March. 2009

Manufacturer : Fuji Electric FA Components & Systems Co., Ltd.

Address : 1-5-45 Minami, Konosu-shi, Saitama-ken, Japan

Product : Earth Leakage Circuit Breaker
Handle Operating Mechanism
Accessories

Model/Type : EW125JAGU*, EW125RAGU*
(* : refer to the attached list about application model)

This is to certify that the aforementioned product fully conforms to the protection requirements of the following EC Council Directives on the approximation of the laws of the member states relating to :


<u>Applicable Directive</u>	<u>Title</u>
2006/95/EC	Low-voltage Directive

and conforms to the following EN Standard.

<u>Applicable Standard</u>	<u>Title</u>
EN60947-2 (2006)	Specification for low-voltage switchgear and controlgear Part 2:Circuit -breakers

Year of affixing CE marking : 07

Manufacturer


KATSUNORI KUBOYAMA
Senior Manager
Development Department
Fuji Electric FA Components & Systems Co., Ltd.



Application Model Explanation

1. Earth Leakage Circuit Breakers (EWseries)

EW	*	*	*	-	*	*	*
	1	2	3		4	5	6

Position	Description of position	Number	Description of application
1	Frame size	125	Ampere frame
2	Breaking capacity	JAG RAG	Low breaking capacity High breaking capacity
3	Kind of series	U	U series
4	Number of Poles	3P	3 Poles
5	Rated current	015 020 030 040 050 060 075 100 125	15A 20A 30A 40A 50A 60A 75A 100A 125A
6	Rated residual operating Current	B K	30mA 100/200/500/1000mA adjustable



Application Model Explanation

2. Accessories (BW9series)

BW9	*	*	*	*	*
	1	2	3	4	5

Kind of accessories	Position				
	1	2	3	4	5
Handle operating mechanism	V or N	0CA	Blank	Blank	Blank
Auxiliary switches and Alarm switches	W1, K1 or WK	S or D	G0	Blank or -R	Blank
Shunt release	F	R, S, A, 1, K, B, P, H or J	G0	Blank	Blank
Under voltage release	R	G	A	R, S, L, 5, A, T, K B, P, or H,	
Earth leakage alarm switch	L1	S	G0	Blank	Blank
Padlocking devise	Q	1 or 2	CA	Blank	Blank
Terminal cover	BT	CA	-L or -C	3	Blank or W



EC Declaration of Conformity

Date of issue : March. 2009

Manufacturer : Fuji Electric FA Components & Systems Co., Ltd.

Address : 1-5-45 Minami, Konosu-shi, Saitama-ken, Japan

Product : Earth Leakage Circuit Breakers
Handle Operating Mechanism
Accessories

Model/Type : EW250JAGU*, EW250RAGU*
(* : refer to the attached list about application model)

This is to certify that the aforementioned product fully conforms to the protection requirements of the following EC Council Directives on the approximation of the laws of the member states relating to :


<u>Applicable Directive</u>	<u>Title</u>
2006/95/EC	Low-voltage Directive

and conforms to the following EN Standard.

<u>Applicable Standard</u>	<u>Title</u>
EN60947-2 (2006)	Specification for low-voltage switchgear and controlgear Part 2:Circuit -breakers

Year of affixing CE marking : 07

Manufacturer


KATSUNORI KUBOYAMA
Senior Manager
Development Department
Fuji Electric FA Components & Systems Co., Ltd.



Application Model Explanation

1. Earth Leakage Circuit Breakers (EWseries)

EW	*	*	*	-	*	*	*
-	1	2	3		4	5	6

Position	Description of position	Number	Description of application
1	Frame size	250	Ampere frame
2	Breaking capacity	JAG RAG	Middle breaking capacity High breaking capacity
3	Kind of series	U	U series
4	Number of Poles	3P	3 Poles
5	Rated current	125 150 160 175 200 225 250	125A 150A 160A 175A 200A 225A 250A
6	Rated residual operating Current	B K	30mA 100/200/500/1000mA adjustable



Application Model Explanation

2. Accessories (BW9series)

BW9	*	*	*	*	*
	1	2	3	4	5

Kind of accessories	Position				
	1	2	3	4	5
Handle operating mechanism	V or N	0GA	Blank	Blank	Blank
Auxiliary switches and Alarm switches	W1, K1 or WK	S or D	G0	Blank or -R	Blank
Shunt release	F	C, R, S, A, 1, K, B, P, H or J	G0	Blank	Blank
Under voltage release	R	G	A	R, S, L, 5, A, T, K B, P, or H,	
Earth leakage alarm switch	L1	S	G0	Blank	Blank
Padlocking devise	Q	1 or 2	C or G	A	Blank
Terminal cover	BT	GA	-L or -C	3	Blank or W



EC Declaration of Conformity

Date of issue : March. 2009

Manufacturer : Fuji Electric FA Components & Systems Co., Ltd.

Address : 1-5-45 Minami, Konosu-shi, Saitama-ken, Japan

Product : Earth Leakage Circuit Breakers
Handle Operating Mechanism
Accessories

Model/Type : EW400SAGU*, EW400RAGU*, EW400HAGU*
(* : refer to the attached list about application model)

This is to certify that the aforementioned product fully conforms to the protection requirements of the following EC Council Directives on the approximation of the laws of the member states relating to :


<u>Applicable Directive</u>	<u>Title</u>
2006/95/EC	Low-voltage Directive

and conforms to the following EN Standard.

<u>Applicable Standard</u>	<u>Title</u>
EN60947-2 (2006)	Specification for low-voltage switchgear and controlgear Part 2:Circuit -breakers

Year of affixing CE marking : 07

Manufacturer


KATSUNORI KUBOYAMA
General Manager
Development Department
Fuji Electric FA Components & Systems Co., Ltd.



Application Model Explanation

1. Earth Leakage Circuit Breakers (EWseries)

EW	*	*	*	-	*	*	*
	1	2	3		4	5	6

Position	Description of position	Number	Description of application
1	Frame size	400	Ampere frame
2	Breaking capacity	SAG RAG HAG	Middle beraking capacity Middle-High breaking capacity High breaking capacity
3	Kind of series	U	U series
4	Number of Poles	3P	3 Poles
5	Rated current	250 300 350 400	250A 300A 350A 400A
6	Rated residual operating Current	B K	30mA 100/200/500/1000mA adjustable

2. Accessories (BW9series)

BW9	*	*	*	*	*
	1	2	3	4	5

Kind of accessories	Position				
	1	2	3	4	5
Handle operating mechanism	V or N	0HA	Blank	Blank	Blank
Auxiliary switches and Alarm switches	W or K	1 or 2	S or D	HA	Blank or A
Shunt release	F	HA	-	R, A, B or P	Blank
Under voltage release	R	HA	-	R, S, A, 1, K, B or P	Blank
Padlocking devise	Q	2	HA	Blank	Blank
Terminal cover	BT	HA	-S or -L	3	Blank or W



EC Declaration of Conformity

Date of issue : October. 2009

Manufacturer : Fuji Electric FA Components & Systems Co., Ltd.

Address : 1-5-45 Minami, Konosu-shi, Saitama-ken, Japan

Product : Earth Leakage Circuit Breakers
Handle Operating Mechanism
Accessories

Model/Type : EW630RAGU*
(* : refer to the attached list about application model)

This is to certify that the aforementioned product fully conforms to the protection requirements of the following EC Council Directives on the approximation of the laws of the member states relating to :


<u>Applicable Directive</u>	<u>Title</u>
2006/95/EC	Low-voltage Directive

and conforms to the following EN Standard.

<u>Applicable Standard</u>	<u>Title</u>
EN60947-2 (2006)	Specification for low-voltage switchgear and controlgear Part 2: Circuit -breakers

Year of affixing CE marking : 08

Manufacturer


KATSUNORI KUBOYAMA
Senior Manager
Development Department
Fuji Electric FA Components & Systems Co., Ltd.



Application Model Explanation

1. Earth Leakage Circuit Breakers (EWseries)

EW	*	*	*	-	*	*	*
	1	2	3		4	5	6

Position	Description of position	Number	Description of application
1	Frame size	630	Ampere frame
2	Breaking capacity	RAG	Middle-High breaking capacity
4	Kind of series	U	U series
5	Number of Poles	3P	3 Poles
6	Rated current	500	500
		600	600
		630	630
7	Rated residual operating Current	B	30mA
		K	100/200/500/1000mA adjustable

2. Accessories (BW9series)

BW9	*	*	*	*	*
	1	2	3	4	5

Kind of accessories	Position				
	1	2	3	4	5
Handle operating mechanism	V or N	0JA	Blank	Blank	Blank
Auxiliary switches and Alarm switches	W or K	1 or 2	S or D	HA	Blank
Shunt release	F	HA	-	R, A, B or P	Blank
Under voltage release	R	HA	-	R, S, A, 1, K, B or P	Blank
Terminal cover	BT	JA	-L	3	Blank or W