

New Concept

Web Machine Interface (VPN)



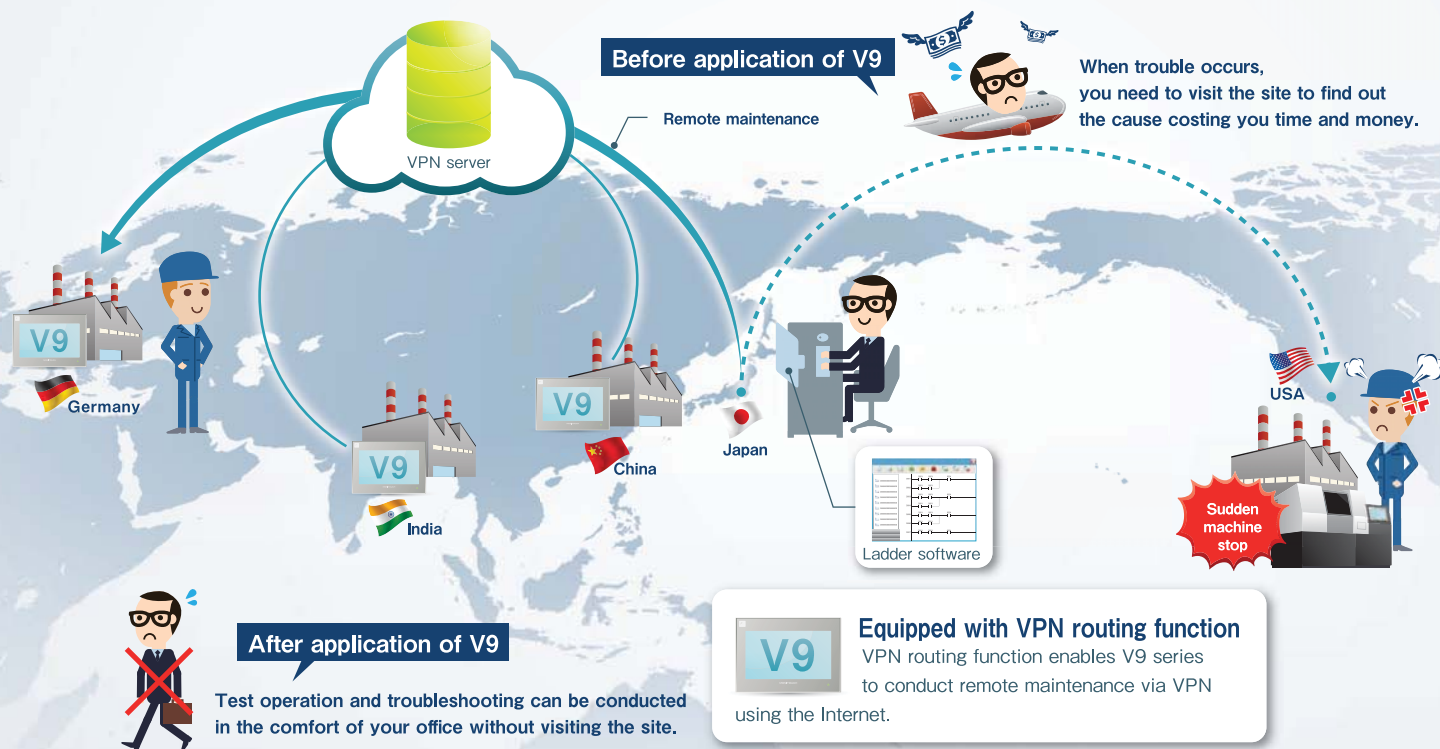
**Low cost and low risk
remote access by
MONITOUCH V9 series**



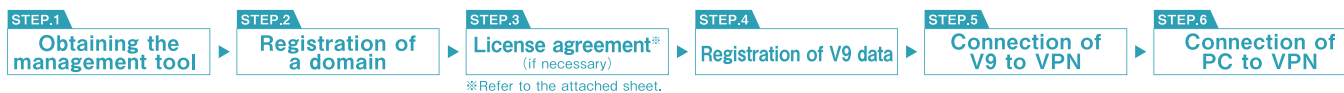
Hakko Electronics Co., Ltd.

V9 series enables safe remote access

Remote maintenance by VPN



Flow of VPN installation

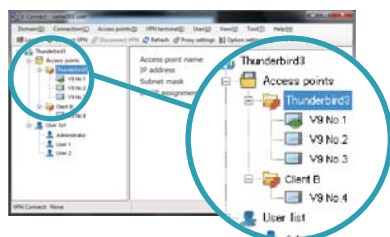


Management tool

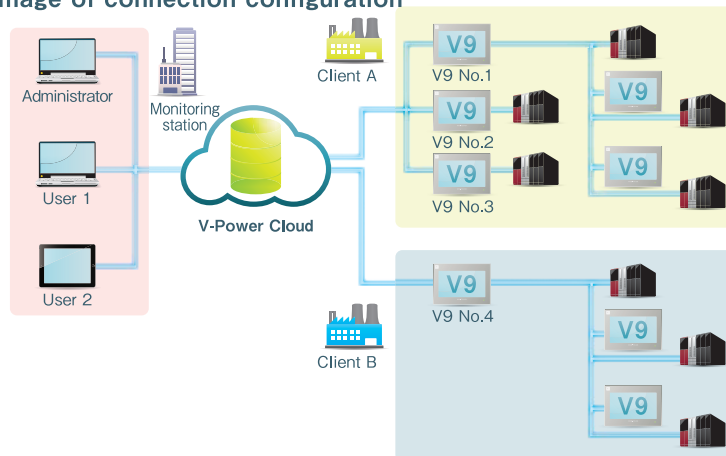
When starting the management tool, V9 unit which has been registered is indicated on the screen. Click an item to connect, and remote access via VPN is available.

● Connection status of the VPN server is instantly identifiable.

V9 is identified by an icon in the list.



● Image of connection configuration



Management tool operation environment

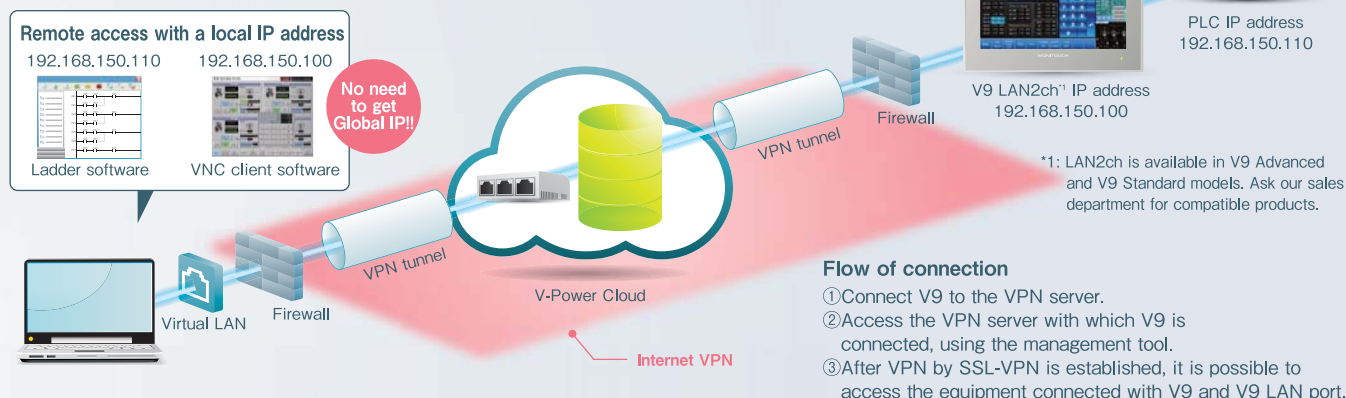
PC	Windows compatible PC/AT unit
OS ^{*1}	Windows 7 32bit / Windows 8 32bit / Windows 8.1 32bit

*1: Installation requires administrator authority.

CPU	Pentium III 800MHz or higher (Pentium4 1.0GHz or higher is recommended)
Memory	1GB or more
Hard disk	200MB or more

to VPN.

VPN connection



Features



Low cost remote access and VPN environment construction

When you have internet connectivity, the VPN environment can be established only by V9 without using a VPN router.



Safe and secure remote access

SSL-VPN enables safe and secure remote access.



Remote access to peripheral equipment

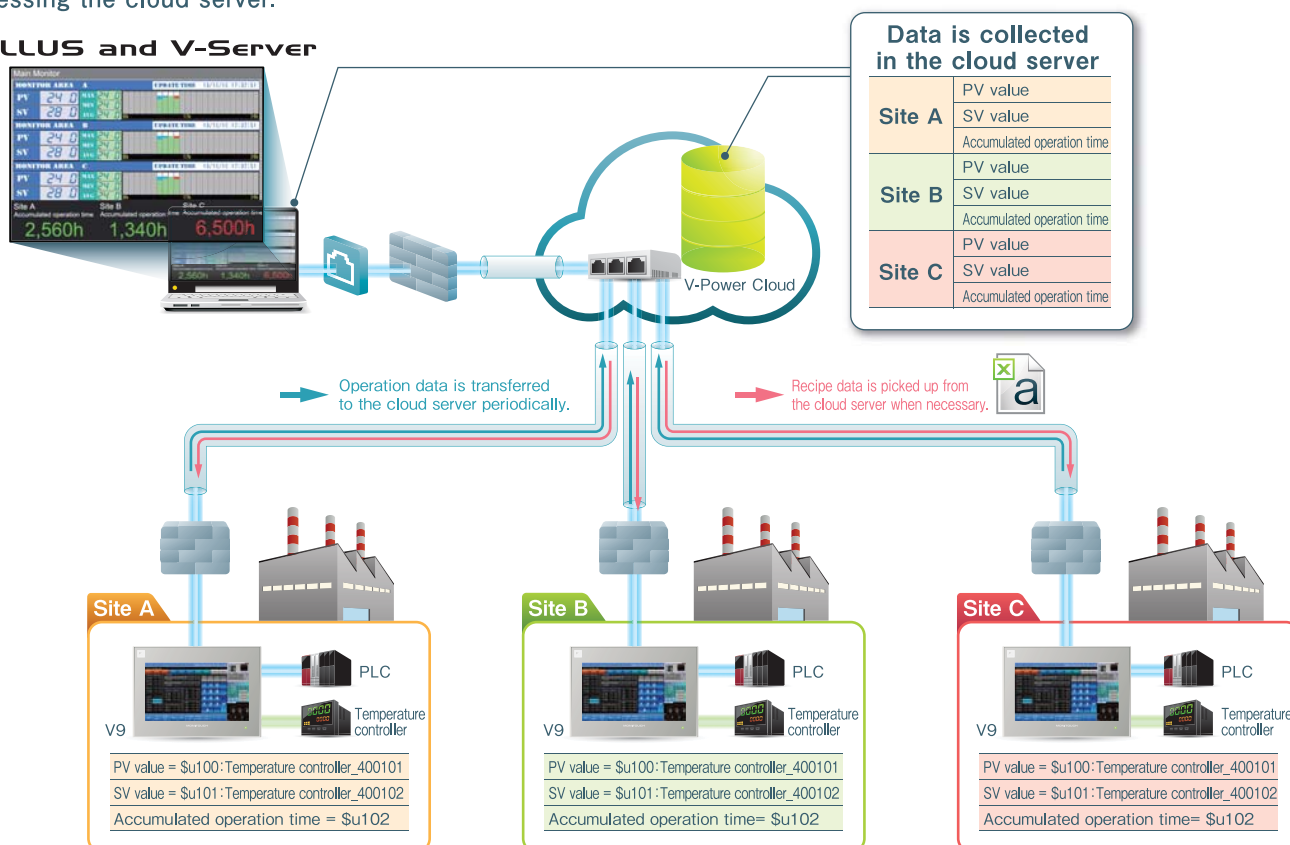
Since V9 series is equipped with routing function*2, remote access to PLC and other equipment connected to V9 via Ethernet is possible.

*2: Only models with LAN port 2ch.

VPN cloud data service (under development)

By combining V9 connected with VPN and a cloud server, centralized control of multiple locations is possible. Operation data from several sites can be collected in the cloud server and monitored from your PC just by accessing the cloud server.

TELLUS and V-Server



Application example

① Preventive Maintenance (Condition-based Maintenance)

Remote maintenance system enables systematic maintenance of the equipment by monitoring the operating status and checking for signs of abnormality. Appropriate maintenance can extend the machine's lifespan and reduce the frequency of accidental stoppages.

Before application of VPN

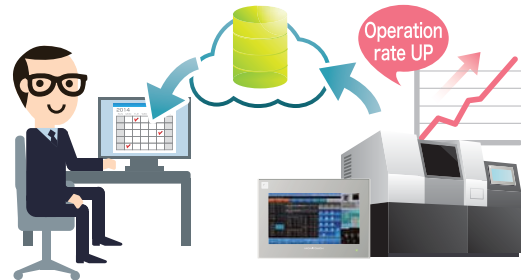
Cleaning and oil supply are carried out by daily inspection and consumables are replaced by periodical inspection.



- Malfunction suddenly occurs
- Machine operation rate significantly drops
- Unexpected repair cost incurred

After application of VPN

Well-planned maintenance can be carried out by monitoring the condition of the equipment and not missing any signs of abnormality.



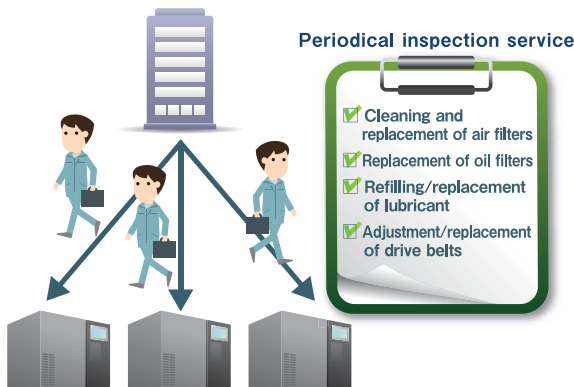
- Increased equipment operation rate
- Extension of equipment life
- Constant product quality
- Leveling of maintenance cost

② Improvement of Service and Work Efficiency

With remote maintenance, the operating status of the equipment can be monitored and information obtained. Planned patrol according to the operating hours is carried out, which improves operation efficiency.

Before application of VPN

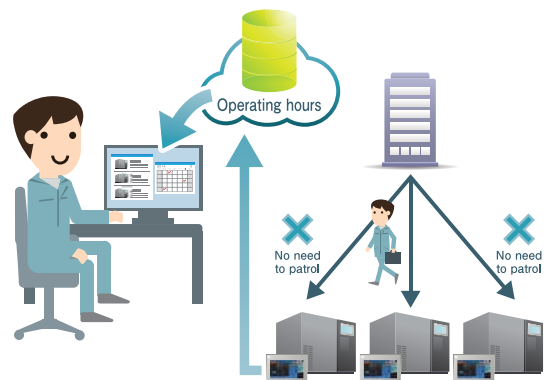
Periodical inspection is carried out regardless of operating hours.



- Periodical patrol regardless of operating hours
- Inefficient inspection work

After application of VPN

Planned patrol is carried out according to operating hours of the equipment.



- Planned patrol according to operating hours of the equipment
- Efficient inspection work



Programmable Operator Interface **MONITOUCH V9 series**

MONITOUCH has completely revolutionized the man-machine interface of production sites. The new V9 series with user-intuitive operability and expressive functions adds a new dimension to the future potential of your production site.

Web Machine Interface VPN Remote Access Service

VPN Remote Access Service

To start VPN remote access service, domain registration is required. Cost of a license, free or paid, depends on the license type you choose. You will receive necessary information to start the service after you register.


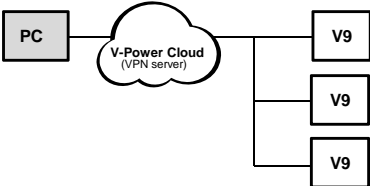
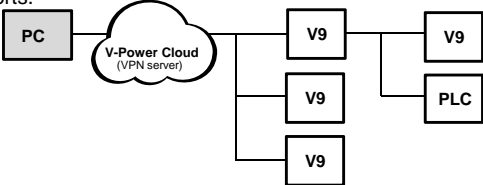
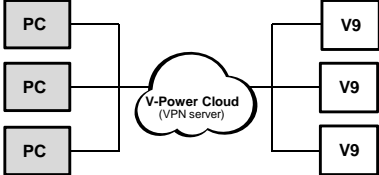
License Types

Type		Free	Value	Simple	Wide	Extra
System Configuration (see below)	1:1	OK	OK	OK	OK	OK
	1:n	OK	OK	OK	OK	OK
	1:n:m	OK	OK	OK	OK	OK
	n:n	—	OK	OK	OK	OK
V9 stations (max)		5	10	30	100	Unlimited
Part Number	Additional connection *1	VPN-A				
	1st Year	-	VPN-V	VPN-S	VPN-W	VPN-E
	Renewal (annual)	-	VPN-VR	VPN-SR	VPN-WR	VPN-ER
	Notes	30 days (To be deactivated if paid license is not registered within the period.)				

*1 Registered V9 panels are usually connected as a same network when VPN connection is established.
If you wish to use particular V9 panel(s) as different network, you need additional connection (subdomain) as many as necessary (see next page).
Cost of additional connection (subdomain) will incur during the time of application only (no additional cost for renewal).

System Configuration

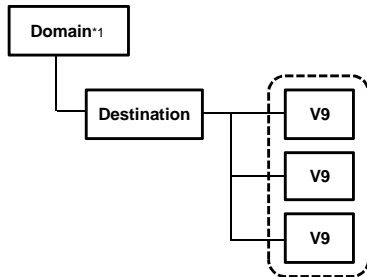
System configurations below are possible.

1:1 connection Connects one PC to monitor and one V9. 	1:n connection Connects one PC to monitor and multiple V9s. 
1:n:m connection Connects one PC to monitor and multiple V9s which have multiple devices connected on their second LAN ports. 	n:n connection (except for free license) Connects multiple PCs to monitor and multiple V9s. 

Additional connection (subdomain)

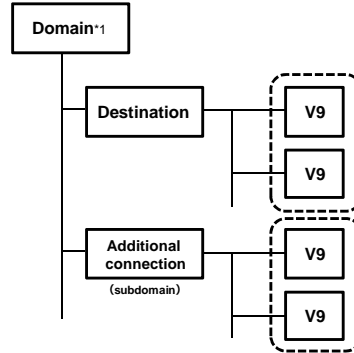
When additional connection is not used:

When a domain is registered, one destination to connect is prepared and V9 panels are connected under that. V9 panels connected to the same destination belong to the same network.



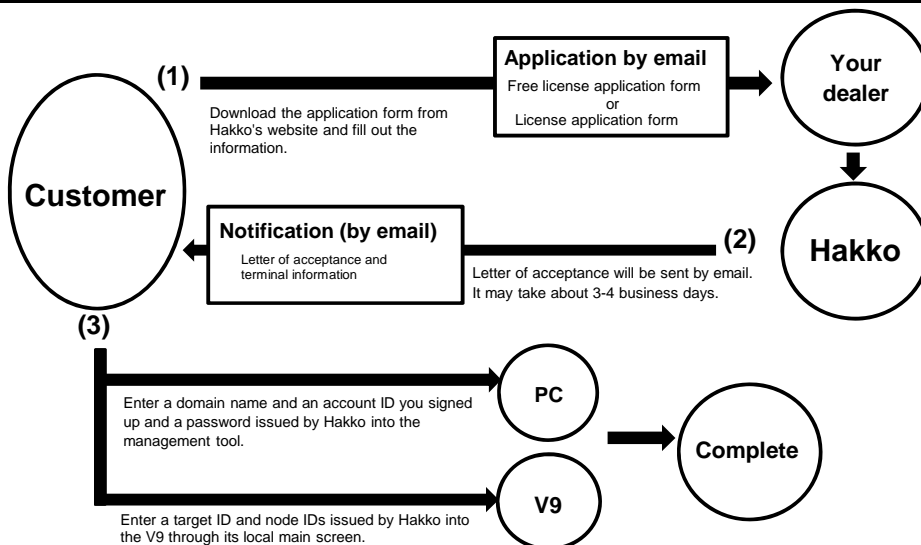
When additional connection is used:

In addition to one destination, new destination will be added. If V9 panels are connected to the different destination, it means these V9s belong to the different network.



*1 A domain is an ID to identify a user and this is required when you use VPN remote access service.

Application Procedure



Download site for the management tool and a license application form:

FAQs on Web Machine Interface is also available from Hakko's website.

URL : <http://monitouch.fujielectric.com/site/support-e/download-index-01.html>

Hakko Electronics Co., Ltd.

<http://www.monitouch.com>

Overseas Sales Department

Tel. +81-76-274-2144 Fax. +81-76-274-5136